

8B0M0270HW00.000-1

1 General information

- Pioneering power distribution system
- Integrated distribution of power and auxiliary power supply
- Shockproof
- Option slots possible

2 Order data


Model number	Short description	Figure
	Wall mounting	
8B0M0270HW00.000-1	ACOPOSmulti mounting plate with backplane, 27 slots, HV, wall mounting, 75 mm ² and 22 mm ² , complete	
	Optional accessories	
	Fan modules	
8BXF002.0000-00	ACOPOSmulti fan module, replacement fan for mounting plate with backplane module, wall mounting (8B0MxxxxHWxx.xxx-x)	

Table 1: 8B0M0270HW00.000-1 - Order data

Model number	Number of slots	Number of fan modules
8B0M0270HW00.000-1	27	20

Table 2: Number of 8BXF002.0000-00 fan modules depending on mounting plate 8B0M

3 Technical data

Model number	8B0M0270HW00.000-1
General information	
Number of slots	27
Cooling and mounting method	Wall mounting
Certifications	
CE	Yes
UL	cULus E225616 Power conversion equipment
DC bus connection	
Voltage	
Nominal	750 VDC
Continuous power ¹⁾	200 kW
Reduction of continuous power depending on installation elevation	
Starting at 500 m above sea level	20 kW per 1000 m
Cross section	
DC+, DC-	72 mm ²
PE	72 mm ²

Table 3: 8B0M0270HW00.000-1 - Technical data

Model number	8B0M0270HW00.000-1
24 VDC auxiliary supply	
Voltage	25 VDC $\pm 1.6\%$
Continuous power ¹⁾	1500 W
Max. power consumption per slot ($P_{Fan8B0M...}$)	8.25 W ²⁾
Reduction of continuous power depending on installation elevation	
Starting at 500 m above sea level	150 W per 1000 m
Cross section	
24 VDC, COM	21.3 mm ²
Operating conditions	
Permissible mounting orientations	
Hanging vertically	Yes
Lying horizontally	Yes
Standing horizontally	No
Installation at elevations above sea level	
Nominal	0 to 500 m
Maximum ³⁾	4000 m
Pollution degree per EN 61800-5-1	2 (non-conductive pollution)
Overvoltage category per EN 61800-5-1	III
Evenness of mounting surface	Evenness of 1 mm over the entire mounting surface
Degree of protection per EN 60529	IP20
Environmental conditions	
Temperature	
Operation	
Nominal	5 to 40°C
Maximum ⁴⁾	55°C
Storage	-25 to 55°C
Transport	-25 to 70°C
Relative humidity	
Operation	5 to 85%
Storage	5 to 95%
Transport	Max. 95% at 40°C
Mechanical characteristics	
Dimensions ⁵⁾	
Width	1444.5 mm
Height	385 mm
Depth	13.5 mm
Weight	14.3 kg

Table 3: 8B0M0270HW00.000-1 - Technical data

- 1) Valid for the following conditions: 40°C ambient temperature, installation elevation <500 m above sea level.
- 2) Corresponds to the proportional power consumption of the fan modules in the mounting plate.
- 3) Continuous operation of ACOPOSmulti mounting plates at an installation elevation of 500 m to 4000 m above sea level is possible taking the specified reduction in continuous power into account. Requirements that go beyond this must be arranged with B&R.
- 4) Continuous operation of ACOPOSmulti mounting plates at ambient temperatures ranging from 40°C to max. 55°C is possible (taking the specified continuous power reductions into consideration).
- 5) The dimensions define the size of the mounting plate. Make sure to leave additional space above and below the backplanes for mounting, connections and air circulation.

4 Status LED

Information:

The fan modules on the underside of 8B0M mounting plates are equipped with a status LED.




Figure 1: Fan LED 8BXF002.0000-00




Figure 2: Fan module 8BVF002.0000-00

Label	Color	Function	Description
Fan module	Green/Red	Ready/Error	LED off
			LED lit red
			LED lit green

Table 4: LED status indicator 8BXF002.0000-00

Information:

The ACOPOSmulti drive system has no way of detecting whether the fans in the fan modules of the mounting plate or the module-internal fans are actually rotating.

5 Dimension diagram and installation dimensions

Information:

nnnn indicates the number of slots (0160 equals 16 slots).

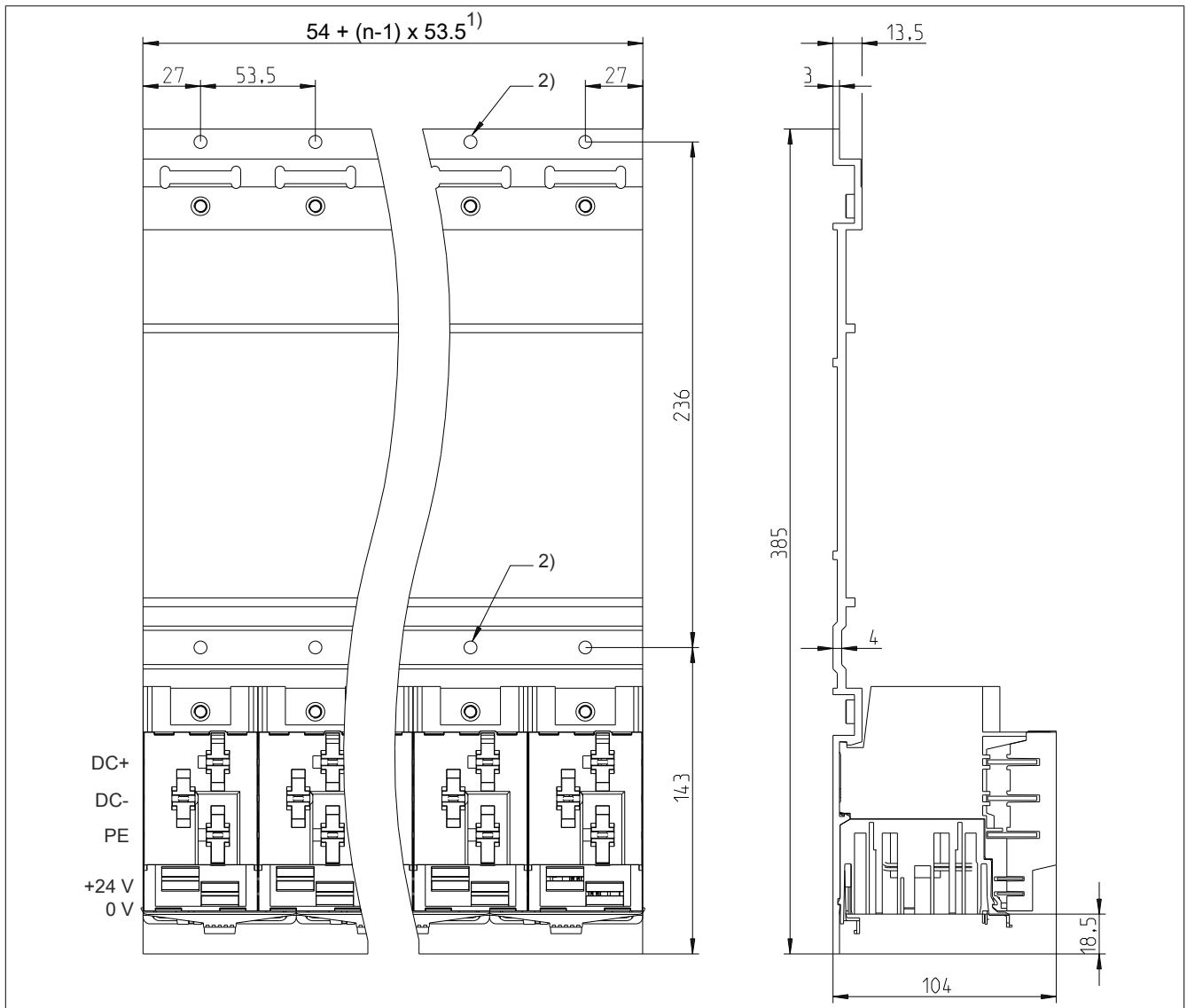


Figure 3: Dimension diagram and installation dimensions

- 1) n... Number of width units on the mounting plate
- 2) 2x n mounting holes \varnothing 6 mm
The heads of the fastening screws are not permitted to exceed a height of 6 mm.