

8B0M0090HW00.000-1

1 General information

- Pioneering power distribution system
- Integrated distribution of power and auxiliary power supply
- Shockproof
- Option slots possible

2 Order data


Order number	Short description	Figure
	Wall mounting	
8B0M0090HW00.000-1	ACOPOSmulti mounting plate with backplane, 9 slots, AS, wall mounting, 75 mm ² and 22 mm ² , complete	
	Optional accessories	
	Fan modules	
8BXF002.0000-00	ACOPOSmulti fan module, replacement fan for mounting plate with backplane module, wall mounting (8B0MxxxxHWxx.xxx-x)	

Table 1: 8B0M0090HW00.000-1 - Order data

Model number	Number of slots	Number of fan modules
8B0M0090HW00.000-1	9	6

Table 2: Number of 8BXF002.0000-00 fan modules depending on mounting plate 8B0M

3 Technical data

Order number	8B0M0090HW00.000-1
General information	
Number of slots	9
Cooling and mounting type	Wall mounting
Certifications	
CE	Yes
UKCA	Yes
UL	cULus E225616
	Power conversion equipment
DC bus connection	
Voltage	
Nominal	750 VDC
Continuous power ¹⁾	200 kW
Reduction of continuous power depending on installation elevation	
Starting at 500 m above sea level	20 kW per 1000 m
Cross section	
DC+, DC-	72 mm ²
PE	72 mm ²

Table 3: 8B0M0090HW00.000-1 - Technical data

Order number	8B0M0090HW00.000-1
24 VDC auxiliary supply	
Voltage	25 VDC $\pm 1.6\%$
Continuous power ¹⁾	1500 W
Max. power consumption per slot ($P_{Fan8B0M...}$)	8.25 W ²⁾
Reduction of continuous power depending on installation elevation	
Starting at 500 m above sea level	150 W per 1000 m
Cross section	
24 VDC, COM	21.3 mm ²
Operating conditions	
Permissible mounting orientations	
Hanging vertically	Yes
Horizontal, face up	Yes
Standing horizontally	No
Installation elevation above sea level	
Nominal	0 to 500 m
Maximum ³⁾	4000 m
Pollution degree per EN 61800-5-1	2 (non-conductive pollution)
Overvoltage category per EN 61800-5-1	III
Evenness of mounting surface	Evenness of 1 mm over the entire mounting surface
Degree of protection per EN 60529	IP20
Ambient conditions	
Temperature	
Operation	
Nominal	5 to 40°C
Maximum ⁴⁾	55°C
Storage	-25 to 55°C
Transport	-25 to 70°C
Relative humidity	
Operation	5 to 85%
Storage	5 to 95%
Transport	Max. 95% at 40°C
Mechanical properties	
Dimensions ⁵⁾	
Width	481.5 mm
Height	385 mm
Depth	13.5 mm
Weight	4.8 kg

Table 3: 8B0M0090HW00.000-1 - Technical data

- 1) Valid under the following conditions: 40°C ambient temperature, installation elevation <500 m above sea level.
- 2) Corresponds to the proportionate power consumption of the fan modules in the mounting plate.
- 3) Continuous operation of ACOPOSmulti mounting plates at an installation elevation of 500 m to 4000 m above sea level is possible when taking the specified reduction in continuous power into account. Requirements that go beyond this must be arranged with B&R.
- 4) Continuous operation of ACOPOSmulti mounting plates at ambient temperatures from 40°C to max. 55°C is possible when taking the specified continuous power reductions into account.
- 5) The dimensions define the size of the mounting plate. Additional spacing above and below the backplanes must be taken into account for mounting, connections and air circulation.

4 Status LED

Information:

The fan modules on the underside of 8B0M mounting plates are equipped with a status LED.




Figure 1: Fan LED 8BXF002.0000-00




Figure 2: Fan module 8BXF002.0000-00

Label	Color	Function	Description
Fan module	Green/Red	Ready/Error	LED off
			LED lit red
			LED lit green
			Fan module not supplied with 24 VDC
			Fan module supplied with 24 VDC, fan in fan module not rotating
			Fan module supplied with 24 VDC, fan in fan module rotating

Table 4: LED status indicator 8BXF002.0000-00

Information:

The ACOPOSmulti drive system has no way of detecting whether the fans in the fan modules of the mounting plate or the module-internal fans are actually rotating.

5 Dimension diagram and installation dimensions

Information:

nnnn indicates the number of slots (0160 equals 16 slots).

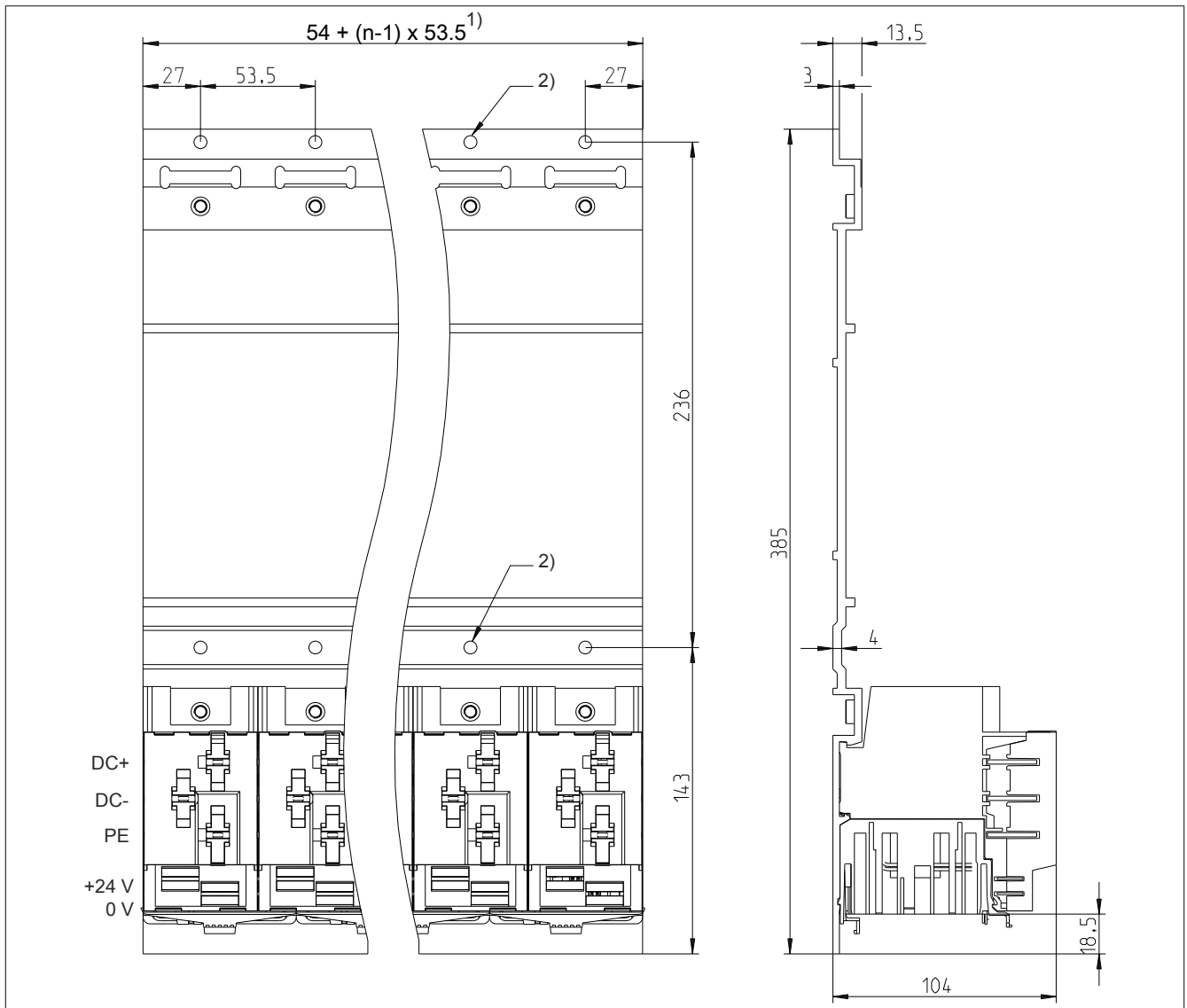


Figure 3: Dimension diagram and installation dimensions

- 1) n... Number of width units on the mounting plate
- 2) 2x n mounting holes \varnothing 6 mm
The heads of the fastening screws are not permitted to exceed a height of 6 mm.