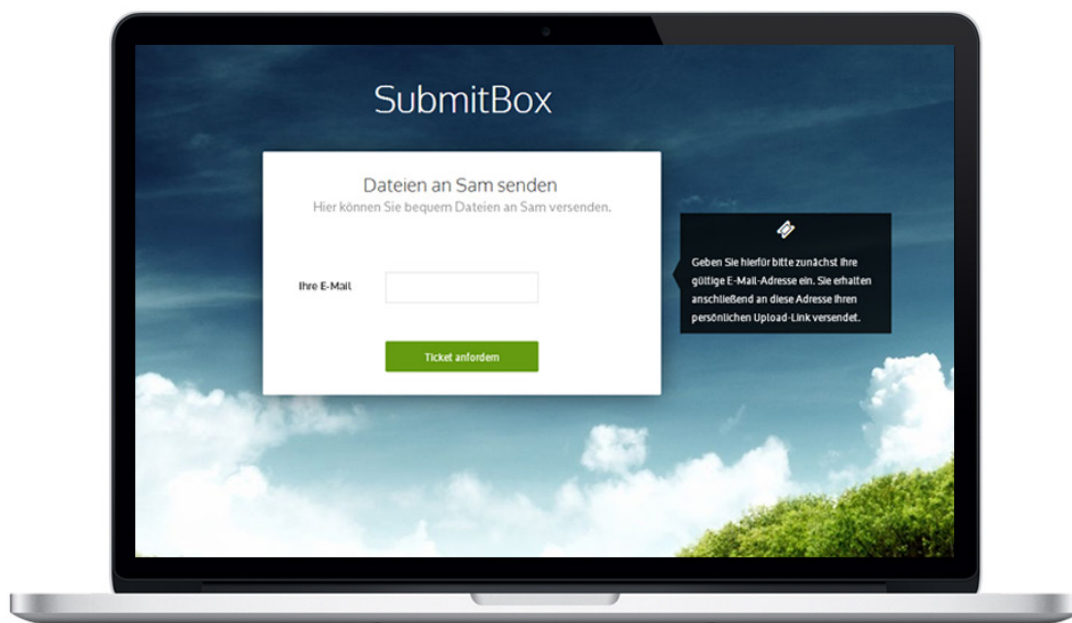




FTAPI SubmitBox

A secure and simple way to submit files

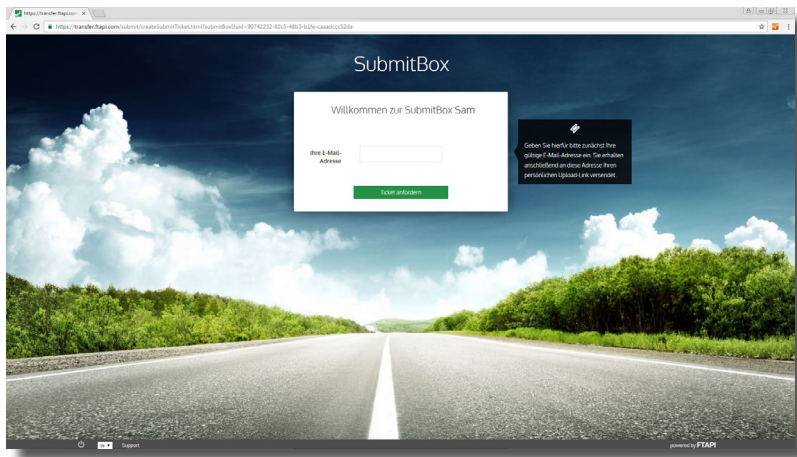


Simple. Secure. Encrypted.

FTAPI's SubmitBox can be compared to a digital letterbox. You can send files of any size to the owner of a SubmitBox – immediately and without registration. This makes SubmitBox a convenient and time-saving tool for securely submitting data. See below on how to submit a file using a SubmitBox.

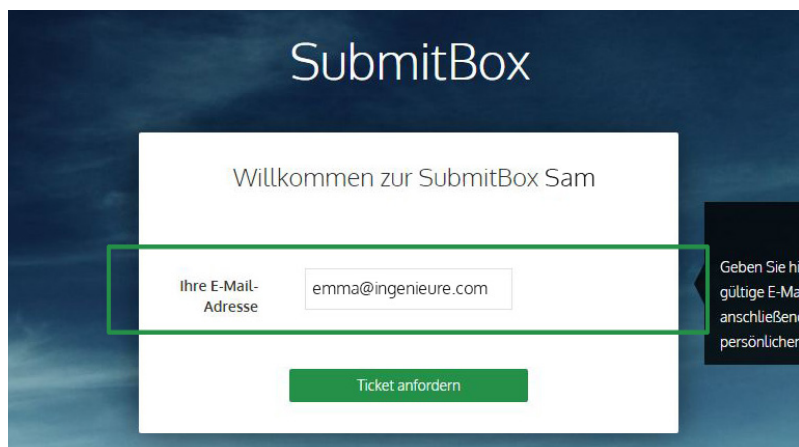
1 Open the SubmitBox link

Open the SubmitBox link belonging to the person to whom you would like to send files. Recipients may provide this link in their e-mail signature or directly on their website. The recipient's SubmitBox interface will open up in your browser.



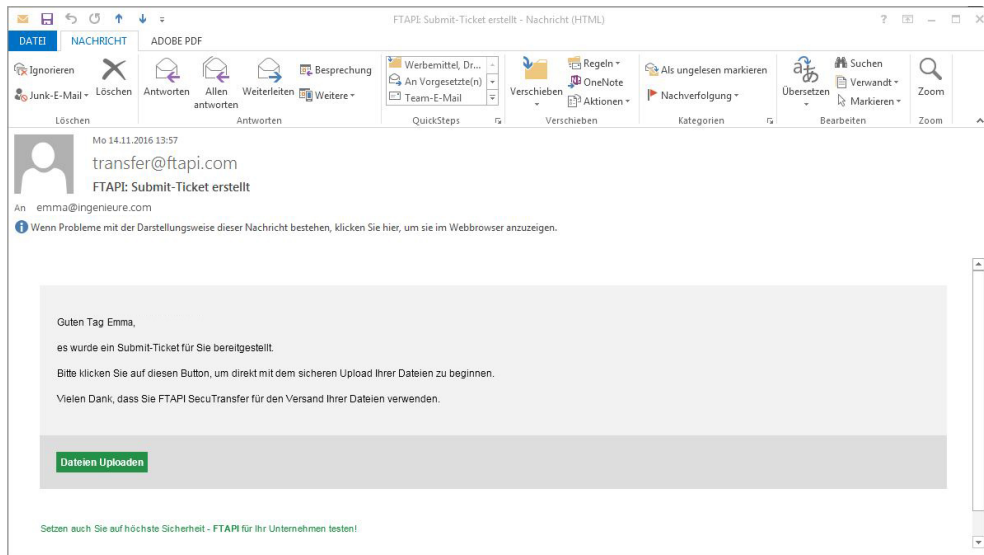
2 Request a ticket

Enter your e-mail address and click the **Request ticket** button. Your personal upload link will be sent to your e-mail address.



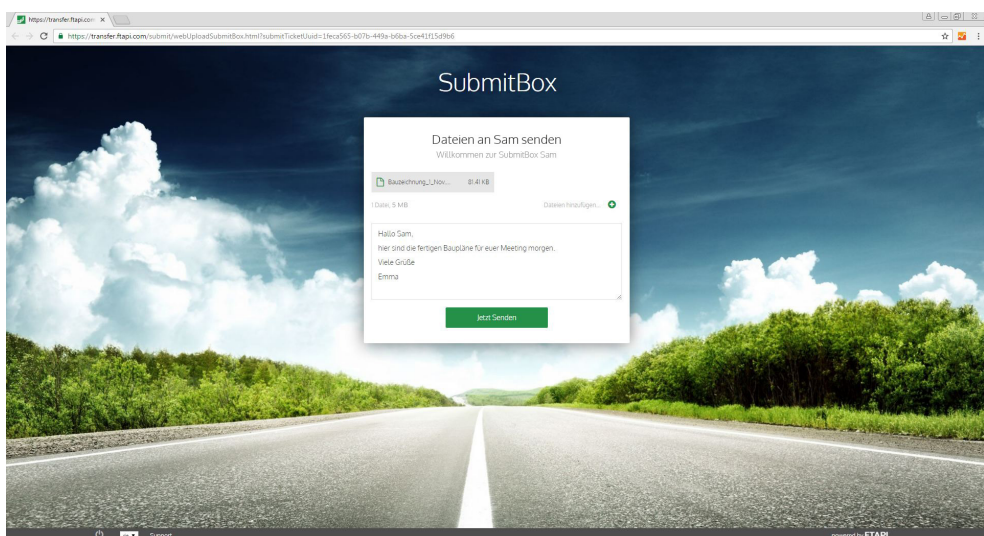
3 Open e-mail

Open the e-mail with the subject line **Submit ticket created**. The e-mail will feature an **Upload files** button. Click the button to start your secure upload. The SubmitBox interface will reopen in your browser.



4 Upload files

Use the plus to add files you would like to send to the recipient and enter your message. Click **Send now** and your files will be securely sent to the recipient.



Do you have any questions?

Contact us.



FTAPI Software GmbH
Steinerstr. 15f
81369 Munich, Germany

CONTACT

Phone: +49 89 230 6954 0
F: +49 89 230 6954 10
info@ftapi.com
www.ftapi.com